



RIDHI SIDHI
— S P A C E S —

A QUICK GLANCE ABOUT US

.....
TRANSFORMING SPACES INTO BREATH TAKING HEAVENS



About Us

Welcome to Ridhi Sidhi Spaces, where your dream interiors come to life. Established in 2023, we specialize in transforming spaces with timeless designs that reflect your unique taste and lifestyle. Whether it's a cozy home, a dynamic office, or a luxurious commercial space, we bring elegance and functionality to every project. Our commitment to quality craftsmanship and attention to detail ensures perfection in every corner. By working closely with our clients, we deliver personalized design solutions that capture both aesthetic beauty and practical needs. Let Ridhi Sidhi Spaces turn your space into a true reflection of who you are. Experience creativity, innovation, and timeless beauty with us.



Contact Us

Website

www.ridhisidhispaces.com

Email

naman@ridhisidhispaces.com

Contact Number

+91 91777 505 69

Location

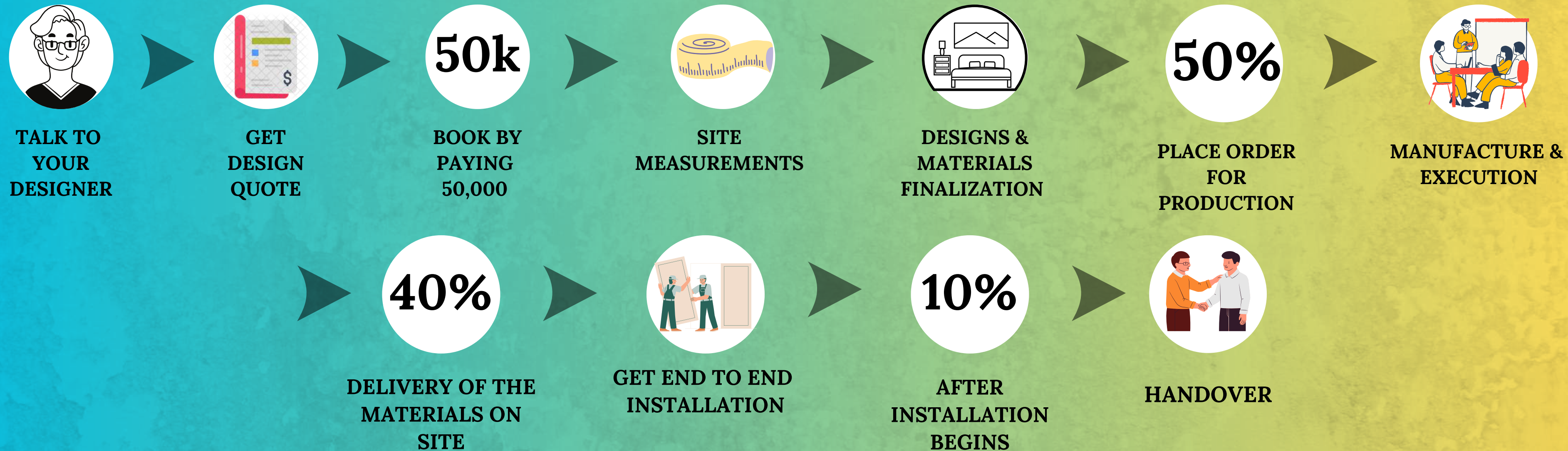
Hyderabad & Vijayawada



THINK UNLIMITED

with our infinite possibilities

How It Works?



- PAY ₹50K FOR CONFIRMING THE PROJECT BOOKED WITH US.
- PAY 50% OF YOUR FINAL QUOTE TO PROCEED WITH YOUR ORDER. YOUR DESIGNS ARE NOW PREPARED FOR MANUFACTURING.
- PAY 40% UPON THE DELIVERY OF MATERIALS TO YOUR SITE.
- PAY THE REMAINING 10% WHEN THE INSTALLATION OF THE DELIVERED MATERIALS BEGINS.

Pricing by Contractors

Does not include breakdown of each line item under **lump sum pricing** - commonly used by contractors

Overcharge due to approximate measurements

To keep the pricing constant, **quality may be compromised**

The quote often comes with **hidden costs**

Contractors **may not use the exact materials** you have paid for



Pricing by Ridhi Sidhi Spaces

Mentions inclusions, such as the make and brand of accessories, hardware and raw materials used for each

Pricing and design **based on actual sizes**

Pricing is directly proportional to the **design and quality of products**

Zero hidden costs. GST, transportation, installation and handling costs included in the quote

What you pay for is exactly what you get.
Zero compromise on materials

Our Furniture




OUR SERVICES

At Ridhi Sidhi Spaces, we design unique, functional interiors for both homes and businesses. Our services range from space planning and layout optimization to custom furniture and decor, ensuring every detail is tailored to your style and needs. Whether you're renovating or starting fresh, we bring your vision to life with creativity and precision.

OUR SERVICES



Modular Kitchen



Wardrobes



Tv Unit



Dressers



Vanity


Shoe Rack



Pooja



Crockery



Study/Work

False Ceiling



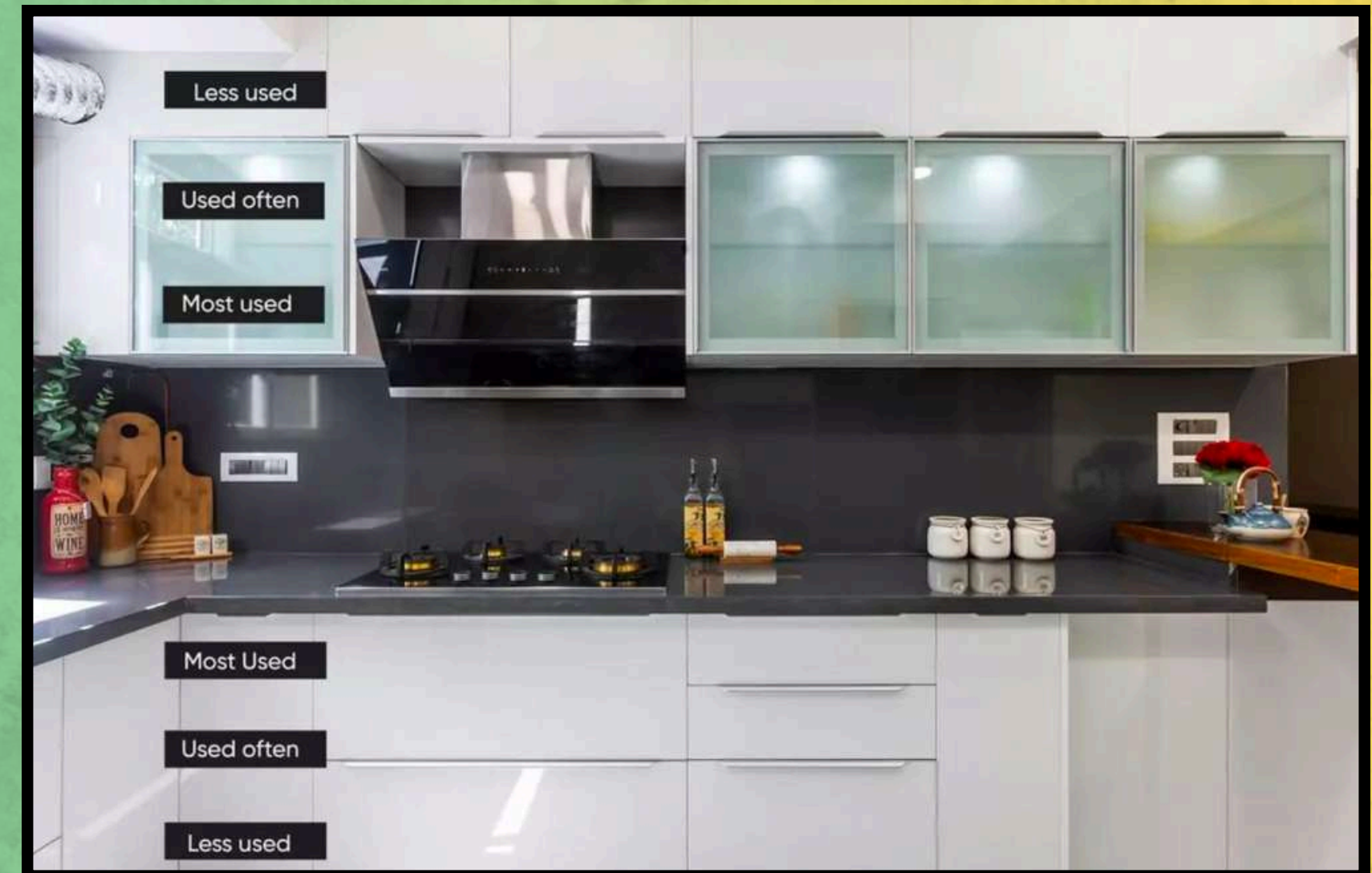
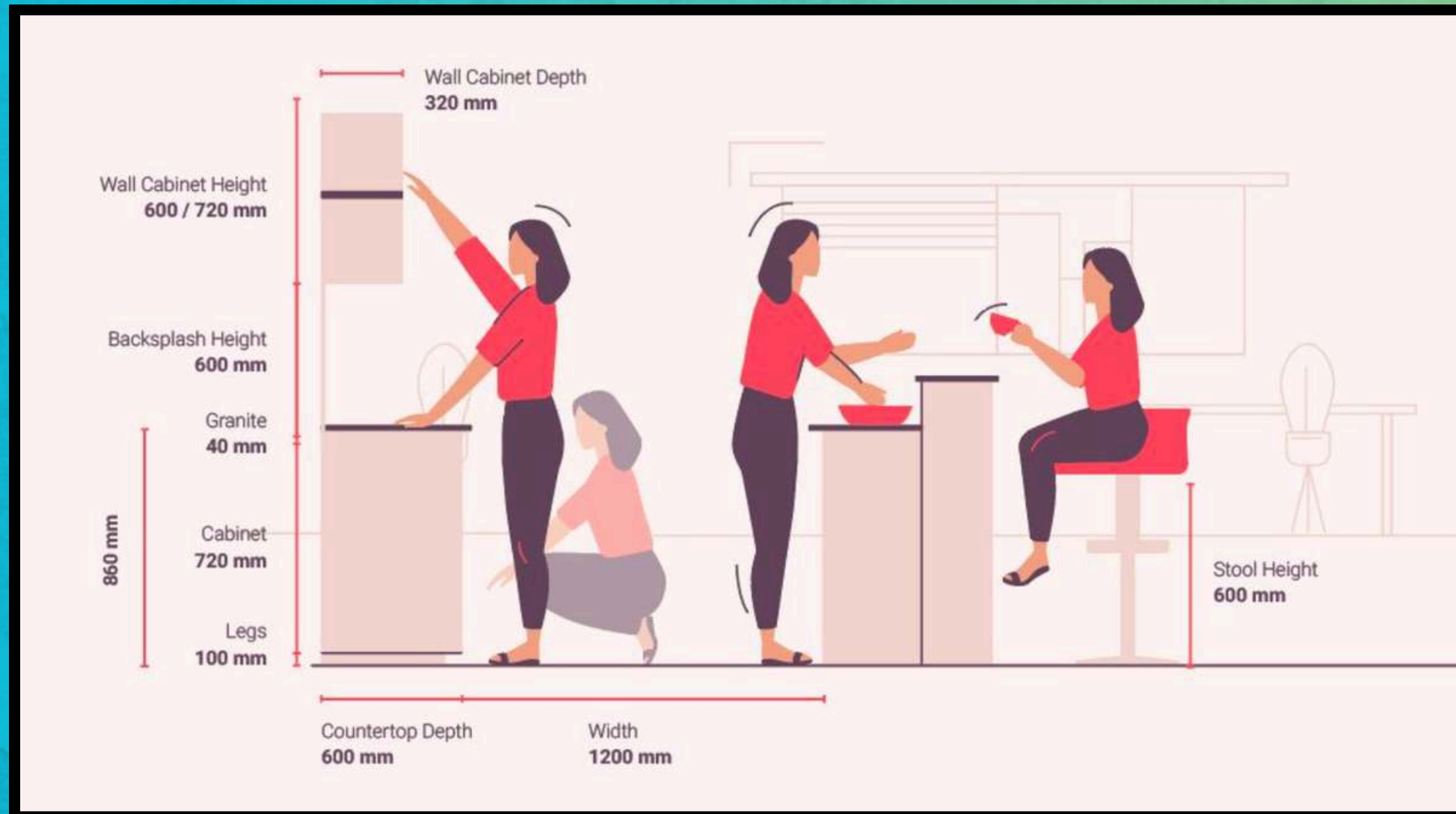
MODULAR KITCHENS

The Recipe for A Perfect Kitchen

The science behind your kitchen design

The planning principle behind every Kitchen Cabinet is Ergonomics. So, the heights of the cabinet you use everyday — works for you and your body.

Say goodbye to back pain with counter and cabinet heights that are made according to you.

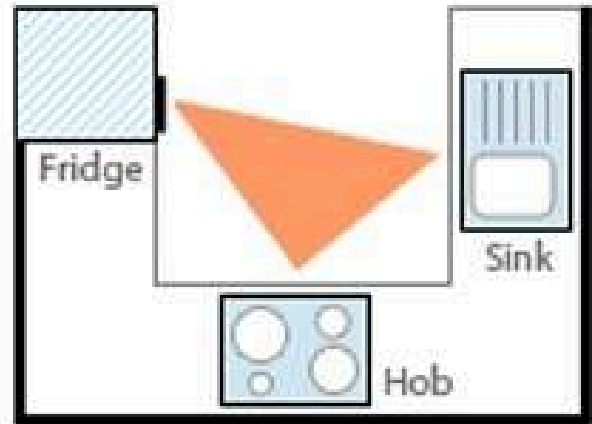


The planning principle behind every Kitchen is an **Efficient Work Triangle**.

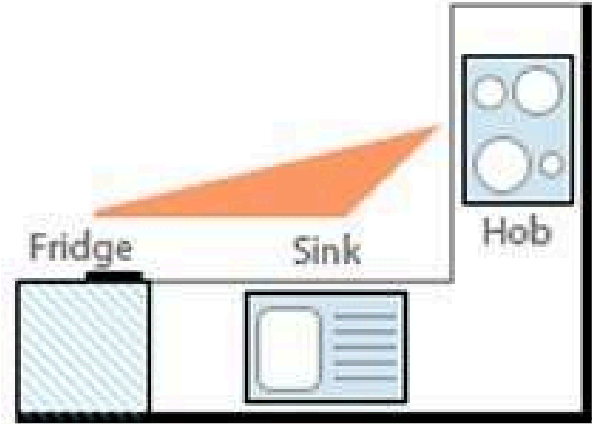
This means that the 3 key kitchen work areas – sink, refrigerator and stove – are within easy reach and reduce unnecessary steps within the kitchen.

Because the last thing that should tire you is a poorly planned kitchen!

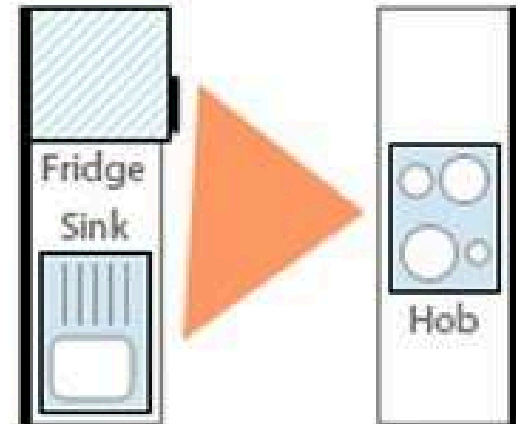
No matter what your Kitchen Layout is, we'll find a way to make it work for you!



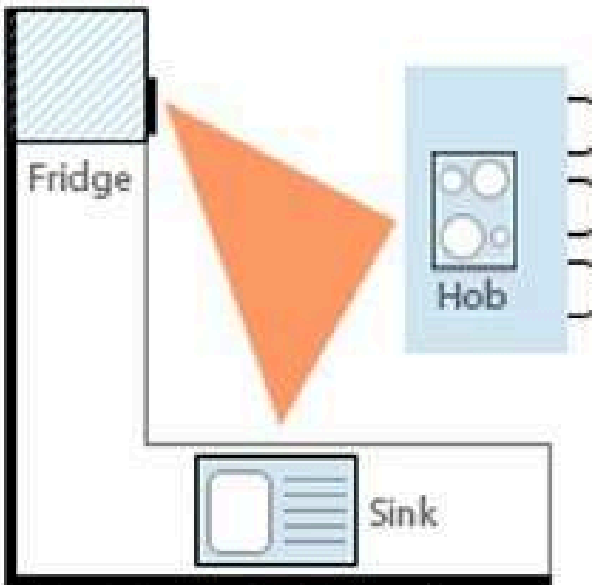
U-Shaped Kitchen



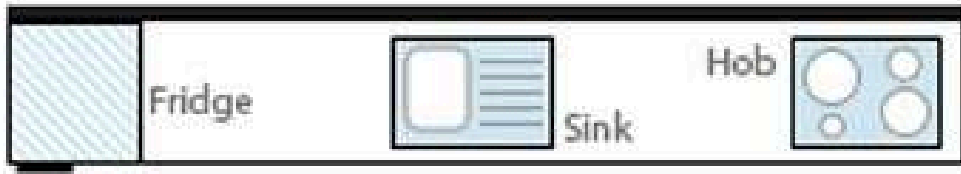
L-Shaped Kitchen



Parallel Kitchen

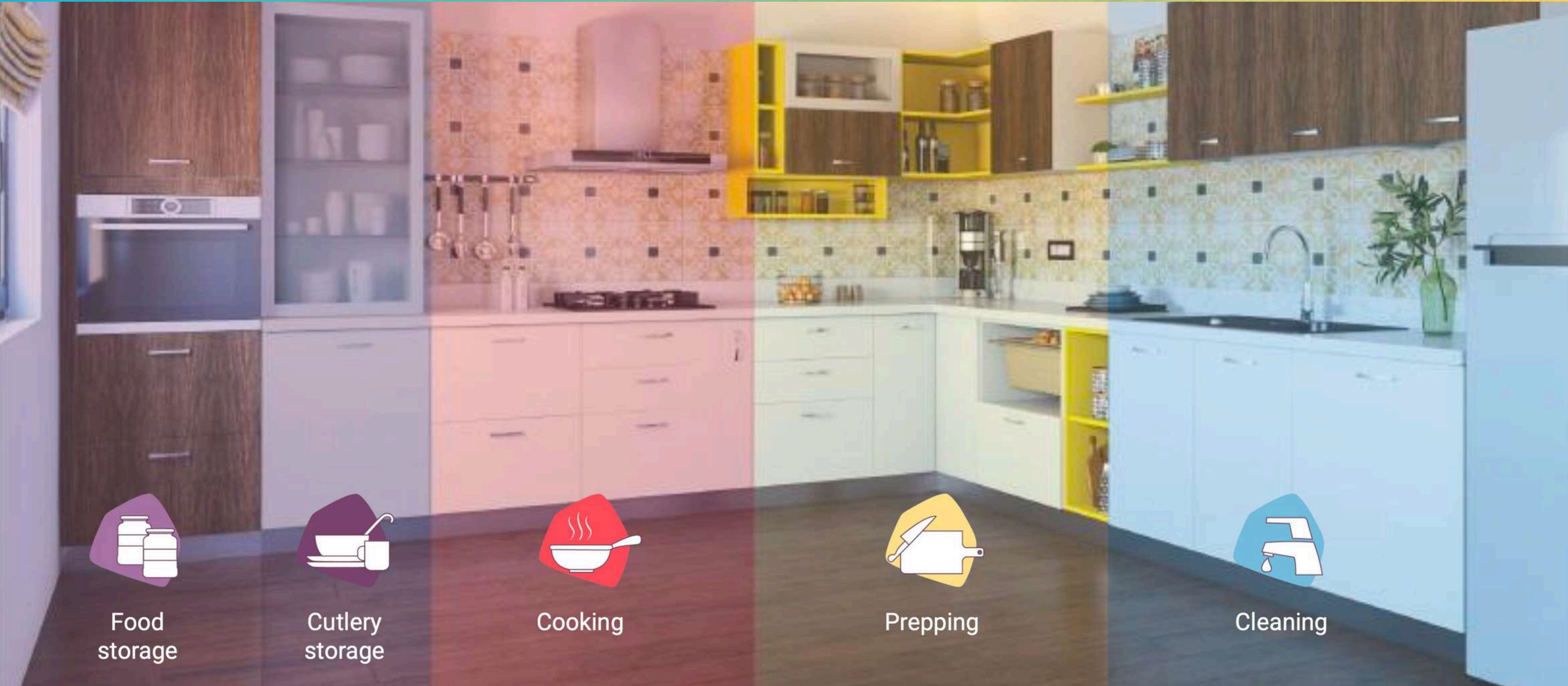


Island Kitchen



Stright Kitchen

The zoning principle behind every Livspace Kitchen is **Workflow Management**.
To give you a kitchen that's easy and efficient to use, reducing unnecessary steps when you cook.




Food storage



Cutlery storage



Cooking



Prepping



Cleaning

OUR VISION


VS

Our Execution



A tall TV unit with floor-to-ceiling storage on one side and a custom CNC-cut panel on the other side to conceal the MCB box.






Transform a pooja area into a dedicated pooja room featuring front doors with CNC cut designs. Internally storage with steps for the ido, while the back panel is also a CNC cut, backlit panel.

A crockery unit featuring a beveled mirror in the middle and a tall unit on one side.





A vanity unit featuring sink bottom storage and an irregularly shaped mirror with backlighting and wooden panels on the left side.





Fully Modular Kitchen with a Variety of Hardware Options.
Explore a sleek Glossy Finish Kitchen in the popular colors of Green & White, trending for kitchens.



Fully Modular Kitchen with a Variety of Hardware Options.

Explore a sleek Glossy Finish Kitchen in the popular colors of Green & White, trending for kitchens.




Fully Modular Kitchen with a Variety of Hardware Options.


Explore a sleek Glossy Finish Kitchen in the popular colors of Green & White, trending for kitchens.



Fully Modular Kitchen with a Variety of Hardware Options.
Explore a sleek Glossy Finish Kitchen in the popular colors of Green & White, trending for kitchens.



A bed featuring a hidden side table on one end and a bay window seating unit on the other.







The Aristo wardrobe is finished with a dressing unit on the side from floor to ceiling.

A floating study desk featuring top ledges for extra storage, complemented by lighting beneath the ledges to help easily see the items placed on it.




A cozy bed for the kids to relax in after a tiring day.






A colorful wardrobe and study table design for a kids room, allowing them to carry out their daily activities without any disruptions.



A custom-made bed with a slanted front part, complemented by a vibrant world map in the background.

A wardrobe featuring dual-tone colors with an attached dresser unit on the side.




A study table with generous storage on one side, along with an extended bay window seat featuring hydraulic storage beneath the cushion.




A TV unit with a floor-to-ceiling design includes a custom CNC-cut panel on the left to conceal the MCB box. On the opposite side, there are two stylish drawers that can be utilized for study purposes.



A fully equipped pooja unit with abundant storage space for all pooja essentials, featuring a front panel crafted with a custom-made metal CNC panel.



A unique design is crafted by combining modules of different sizes to create a crockery unit.



Fully Modular Kitchen with a Variety of Hardware Options.
Explore a sleek Glossy Finish Kitchen in the popular colors of beige and wooden, trending for kitchens.






Fully Modular Kitchen with a Variety of Hardware Options.
Explore a sleek Glossy Finish Kitchen in the popular colors of beige and wooden, trending for kitchens.




The master bedroom wardrobe is divided into sections for his and hers, providing plenty of storage for the couple. Additionally, it features a secret hidden drawer that remains unknown to all.



A fully customized unit that functions as a dresser, study area, and storage unit all rolled into one.




A sliding wardrobe featuring dual-tone colors and a study unit on the side.



A TV unit featuring a floor-to-ceiling design and a custom CNC-cut panel on the right side to hide the MCB box.



Revamp a pooja area into a specialized pooja room with front doors adorned with CNC-cut designs. Create internal storage with steps for the idol, and incorporate multiple back panels, also CNC-cut, as backlit features.



An audiovisual unit designed to house the speakers and additional accessories needed for the projector.






Vanity combined with a crockery unit featuring drawers inside the tall structure.



Fully Modular Kitchen equipped with various types of hardware. Featuring a sleek matte finish to give the kitchen a modern and luxurious appearance.



Fully Modular Kitchen equipped with various types of hardware.
Featuring a sleek matte finish to give the kitchen a modern and luxurious appearance.




Fully Modular Kitchen equipped with various types of hardware. Featuring a sleek matte finish to give the kitchen a modern and luxurious appearance.






Fully Modular Kitchen
equipped with various types of
hardware.
Featuring a sleek matte finish
to give the kitchen a modern
and luxurious appearance.





A bed that extends on one side, fitted with hydraulic storage underneath and functioning as stairs to reach the bed. The extended part can also serve as extra seating or sleeping space for kids.



Walk-in Closet design with his/her compartments seperated & the entire walk-in closet is covered with a sliding door which also acts like a full height mirror.



The wall is cleverly designed with a dressing table on one side, a study table on the other, and a bay window seating area in the center.

A children's room wardrobe in soft colors is enhanced with a curved mirror and an open hanging area.



Guest bedroom features a Murphy bed along with an L-corner wardrobe.



A full-height TV unit features rafter panels on one side, tall showcase units on the other, and a marble finish back panel that spans the entire wall.




A vanity unit featuring sink bottom storage and an irregularly shaped mirror with backlighting.






Crockery and pooja unit with a beveled mirror in between, accompanied by a tall unit on one side.



Fully Modular Kitchen with a variety of hardware options utilized. Featuring a matte finish at the bottom and a high-gloss finish on top for effortless upkeep.

Fully Modular Kitchen with a variety of hardware options utilized. Featuring a matte finish at the bottom and a high-gloss finish on top for effortless upkeep.




Fully Modular Kitchen with a variety of hardware options utilized. Featuring a matte finish at the bottom and a high-gloss finish on top for effortless upkeep.




Fully Modular Kitchen with a variety of hardware options utilized.

Featuring a matte finish at the bottom and a high-gloss finish on top for effortless upkeep.



Fully Modular Kitchen with a variety of hardware options utilized.

Featuring a matte finish at the bottom and a high-gloss finish on top for effortless upkeep.




A hydraulic bed featuring two front drawers for convenient access to infrequently used items such as bedsheets and blankets.




Master Bedroom Wardrobe featuring a modern design following the 3-color rule, complemented by a glass joint in the center.



A contemporary dressing table unit featuring a D-shape mirror equipped with backlighting.



The kids' room wardrobe features window seating, a cushion, and a mirror on one of the shutters.



Wardrobe is finished with a membrane coating, using hot-press machines and MDF boards to achieve a sleek and grooved appearance.





A tall TV unit with plenty of storage space for displaying items, featuring a dual-layered back panel in contrasting finishes to enhance its modern aesthetic.





A modern pooja unit design with pocket doors, ideal for compact spaces. The unit features CNC-cut back panels with backlighting for a more religious look.



Closed dishware storage cabinet



Fun-sized bar table with secret storage cubby!



A vanity unit featuring sink bottom storage and an square shaped mirror with backlighting.

Fully Modular Kitchen with a Variety of Hardware

Achieve a luxurious look with a glossy white and black finish for your kitchen.





Fully Modular Kitchen with a Variety of Hardware
Achieve a luxurious look with a glossy white and black finish for your kitchen.





Fully Modular Kitchen with a Variety of Hardware


Achieve a luxurious look with a glossy white and black finish for your kitchen.






Fully Modular Kitchen with a Variety of Hardware

Achieve a luxurious look with a glossy white and black finish for your kitchen.






The master bedroom bed is completed with black side tables featuring rounded edges.



The master bedroom wardrobe features a dual-tone design with subtle hints of white and grey.




A sliding wardrobe and loft with a glossy finish, featuring a mirror on one shutter and profile lighting on the side for a clear reflection.



The bed in the kids' room is enhanced by cushion padding on the sides, while the rainbow wallpaper adds a playful touch to the overall design.



A kids' wardrobe, custom-made with dual-tone colors and adorned with curved patterns, creates a unique and stylish design.






A kids' study table with custom dual-tone colors, featuring a design accentuated by elegant curved patterns.

A lentic TV unit includes tall showcase units on the right side, with a glossy white finish back panel adorned with rose gold finish t-joints in between.





An entryway unit with seating and ample storage space is fully assembled.



A vanity unit featuring sink bottom storage and a round shaped mirror.

Fully modular kitchen featuring various types of hardware. A sleek white kitchen with a glossy finish to give it a luxurious appearance.




Fully modular kitchen featuring various types of hardware.
A sleek white kitchen with a glossy finish to give it a luxurious appearance.

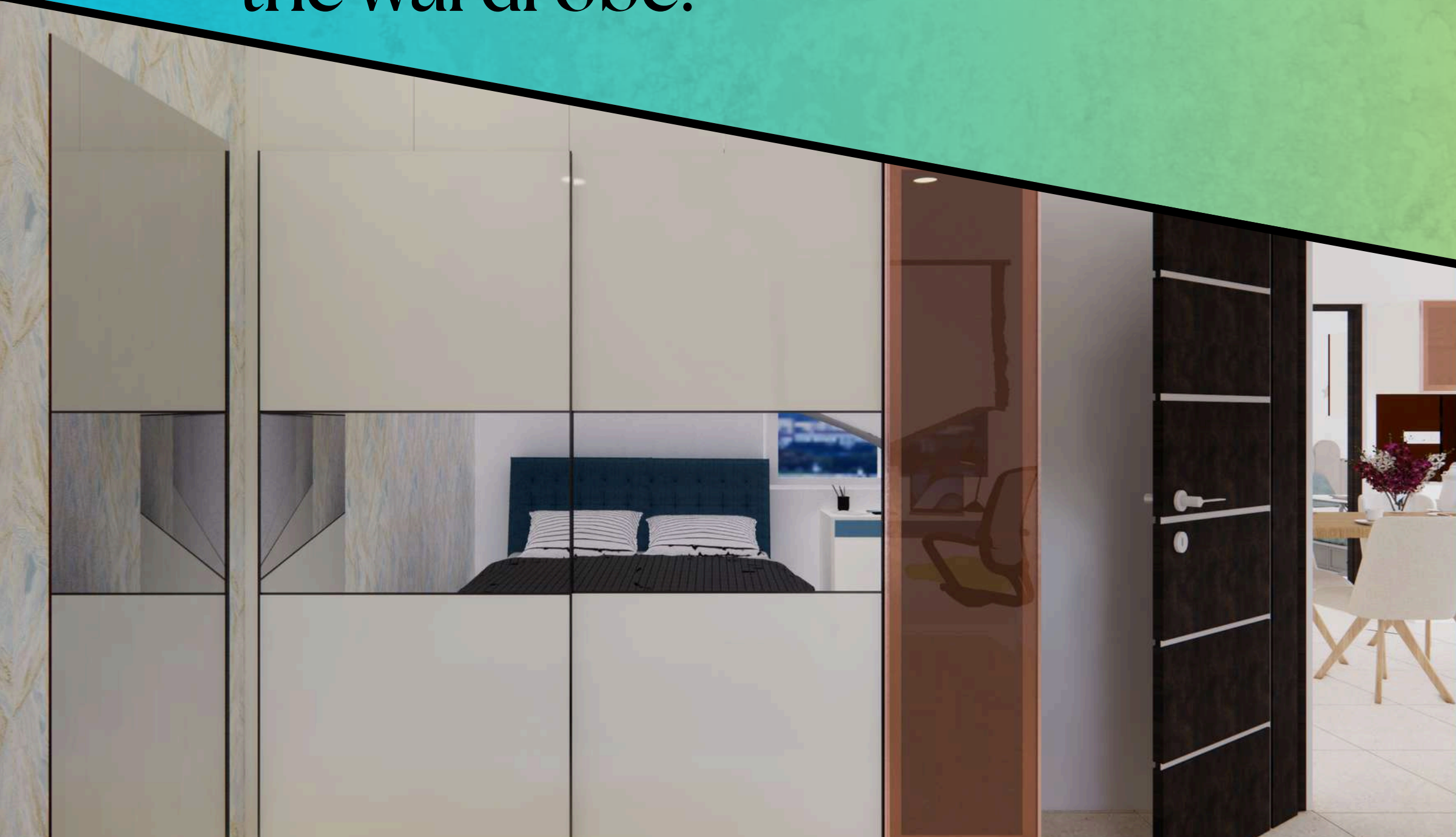



Fully modular kitchen featuring various types of hardware.

A sleek white kitchen with a glossy finish to give it a luxurious appearance.



The master bedroom wardrobe is finished entirely in white, with mirrors positioned at the center and a full-length mirror on the left side of the wardrobe.






A kid's room wardrobe sits beside a dresser in a subtle green color, reflecting a sense of playfulness.



A foldable study table for kids' rooms, equipped with side and top storage to keep all essential items organized.



Transforming a U-shaped kitchen with a breakfast counter, previously occupied by a small kitchen and a prayer room on the left side.

